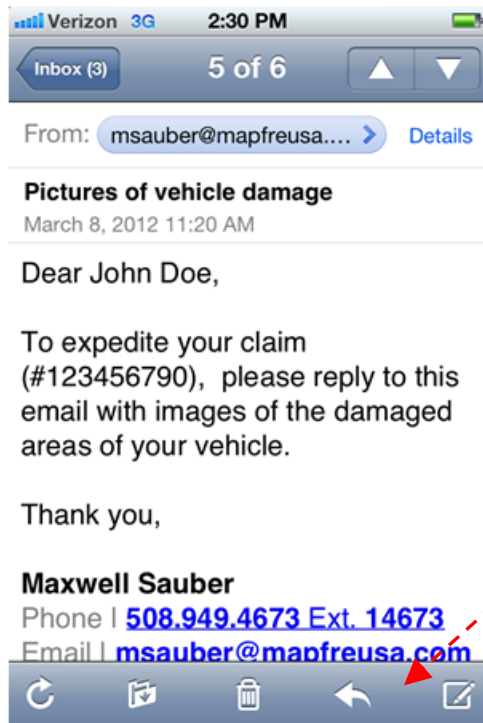


EMAIL on iPhone

Click on the reply arrow on the bottom right of the screen



Click on reply




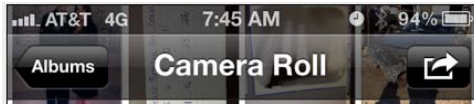
Click on Home button on bottom of iPhone




Click on Photos icon




Click on the  icon next to Camera Roll



Select all of the photos you want to send



Click on  at the bottom of the screen.

Click on Home button on bottom of iPhone



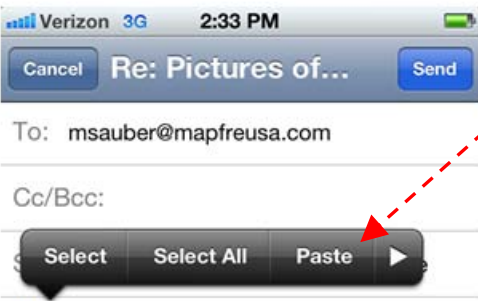
Click on email icon



Click & hold on email screen



Select Paste



Click on Send

