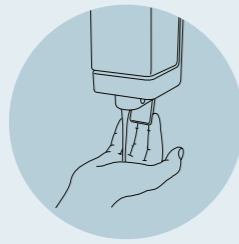


DEALING WITH CORONAVIRUS

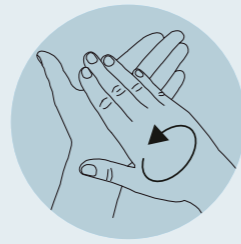
How to **wash** your hands properly



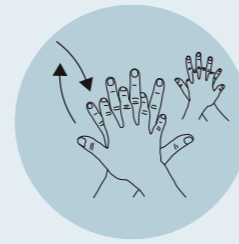
Start by wetting your hands with plenty of water




Place enough soap in the palm of your hand to cover the entire surface



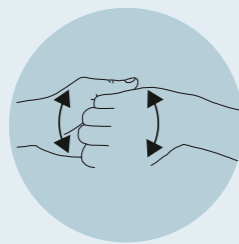
Rub the palms of your hands together for a few seconds



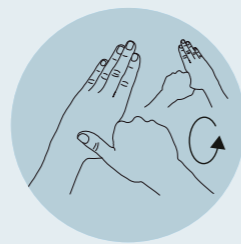
Rub the palm of the right hand against the back of the left hand, interlacing the fingers, and vice versa



Rub palms together, interlacing the fingers



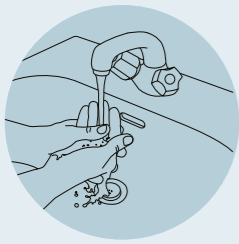
Rub the back of the fingers of one hand with the palm of the opposite hand holding the fingers



Rub your left thumb in a rotating motion, holding it with your right hand and vice versa



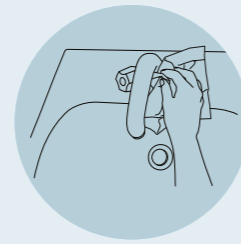
Rub the tips of the right hand against the palm of the left hand in a rotating motion and vice versa



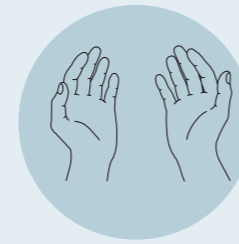
Rinse your hands with water



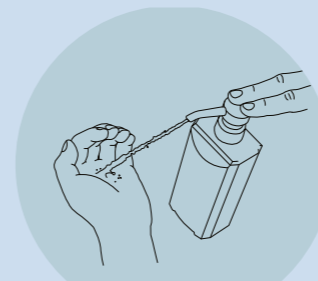
Dry your hands with a disposable towel



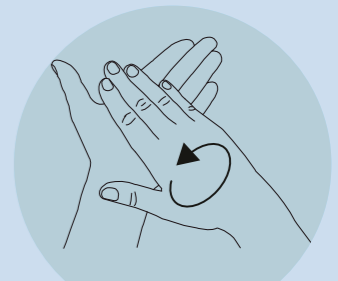
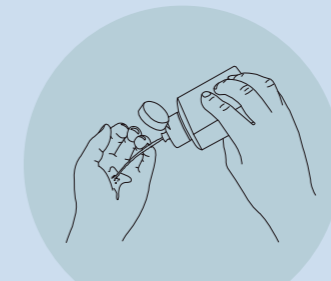
Turn off and clean the tap with the towel



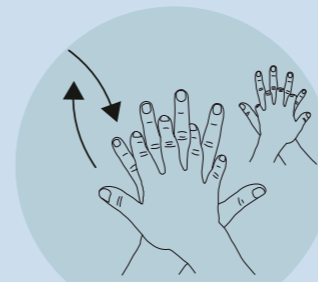
Now your hands are safe




Place in the palm of the hand a sufficient amount to cover all surfaces



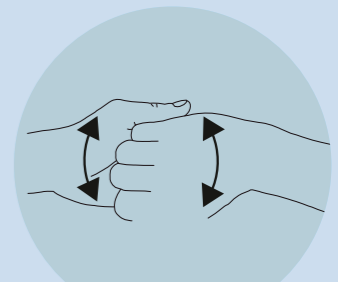
Rub the palms of your hands together for a few seconds



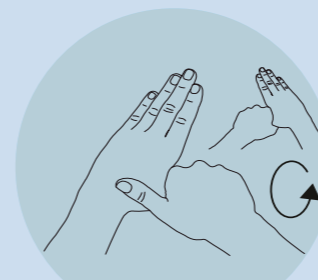
Rub the palm of the right hand against the back of the left hand, interlacing the fingers, and vice versa



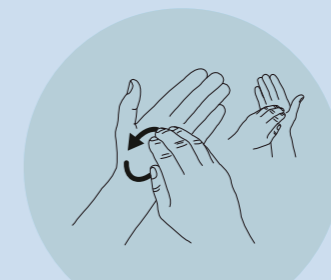
Rub palms together, interlacing the fingers



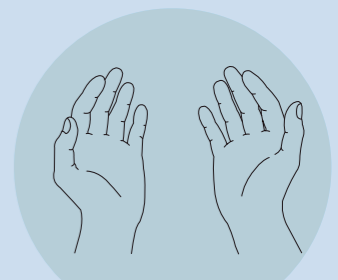
Rub the back of the fingers of one hand with the palm of the opposite hand holding the fingers



Rub your left thumb in a rotating motion, holding it with your right hand and vice versa



Rub the tips of the right hand against the palm of the left hand in a rotating motion and vice versa



Now your hands are safe



Follow these simple steps and you will minimize the risk of infection