


WINTER SEASONAL HOME PREP



INTERIOR


Smoke and Carbon Monoxide Detectors

Check / replace detector batteries and make sure fire extinguishers have not expired.




Schedule Furnace Maintenance

Change the HVAC filters and ensure your furnace is running optimally.



Clean and Inspect Chimney

Chimney soot buildup can lead to fires and critters can nest causing obstructions.




Remove Window Air Conditioner Units

Leaving an air conditioner unit exposed to the elements can be hazardous to the unit.



Clean Dryer Vents

2,900+ home fires annually are caused by clothes dryers due to lint build up*. Clean dryer and vent system to prevent fires.



*According to the U.S. Fire Administration

EXTERIOR


Clean Gutters

Once most of the leaves have fallen, clean outside gutters to protect the roof and siding.



Shut Off Exterior Faucets and Drain Irrigation

Leaving garden hoses attached to outdoor faucets can cause frozen pipes if temperatures dip below freezing which is why it's important to shut off exterior faucets and drain your irrigation system.



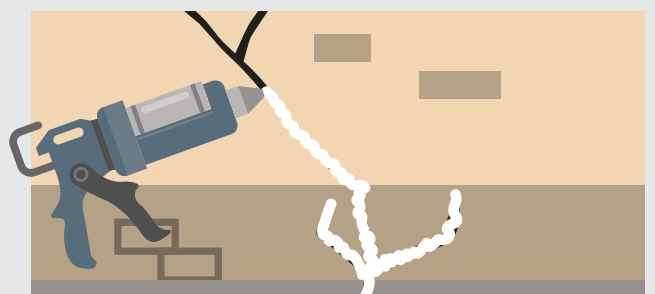
Trim Trees & Bushes

Consider hiring an arborist to prune trees and bushes to avoid falling limbs in winter storms.



Seal Gaps

Keep critters out and keep the heat in your home.



Pathways/Stairs

Keep exterior walkways in good condition to simplify snow removal and minimize the potential of someone falling from icy conditions.



Sources: <https://www.cdc.gov/disasters/winter/index.html>
<https://energy.gov/energysaver/do-it-yourself-home-energy-audits>
<https://www.forbes.com/sites/houzz/2015/09/26/your-fall-home-maintenance-checklist/2/#40bac6957243>
<http://www.kiplinger.com/slideshow/real-estate/T029-S001-12-ways-to-prepare-your-home-for-winter/index.html>